

Produkt	nLink Analog Transmitter			novasina The Art of Precision Measurement
Dokument	Technical Specification			Novasina AG CH-8853 Lachen
Dokument Nr.	006207	Index	02	Seite Seite 1 von 2

nLink Analog EC Transmitter (2 analog output)



Dual channel transmitter for installation in electrical cabinets on mounting rails.

Configuration with USB configuration cable for Android smartphones or Windows PC.

Configuration possible without external power supply.

NFC Antenna is detachable, values and diagnostic information on Android Smartphone by NFC.

Compatible with all nSens sensor (such as nSens-HT-ENS, nSens-HT-CSS etc), use suitable nSens cables up to 100 meters.

Technical Data

Name	nLink Analog EC (Art-Nr 260 1747)
Power supply	24V DC, Permissible voltage range : 5 to 39V
Power consumption	<0.5W
Display	none, display possible with Android Smartphone
Analogue outputs (2 outputs)	2 scalable analogue outputs, current 0/4..20mA or voltage 0/2..10V Accuracy <0.05% of span Linearity <0.05% of span Temperature effect 0.005% of span / °C Load (I): min. 0 Ω / max. 500 Ω or (Uin-2V)/Imax Load resistance (U): min. 10 kΩ / max. ∞ Ω
Status LED	LED for power On, LED for nSens connected
Housing material	PA6.6 (UL94V0), mounting rail holder
Protection class	none, installation in protected cabinet required
Soldering material	lead free (RoHS compliant)
Working temp.	0 to 50°C
Storage temperature	-10 to 60°C (non-condensing)
CE-/EMC	Safety: IEC 61010-1:2010 EMC: IEC 61000-6-2:2016, EN 61000-6-2:2005 IEC 61000-6-3:2006+A1:2010, EN 61000-6-3:2007+A1:2011

Electrical Installation

	Wire specification
Clamping range	0.13 - 1.5mm ² (Push in Spring clip)
Wires:	w. plastic collar ferrule DIN 46228/4: 0,25 - 0.75 mm ² w. wire end ferrule DIN 46228/1: 0,25 - 1.50 mm ² Solid, min. H05(07) V-U 0.2 - 1.50 mm ² Wire connection cross section AWG28 - 14

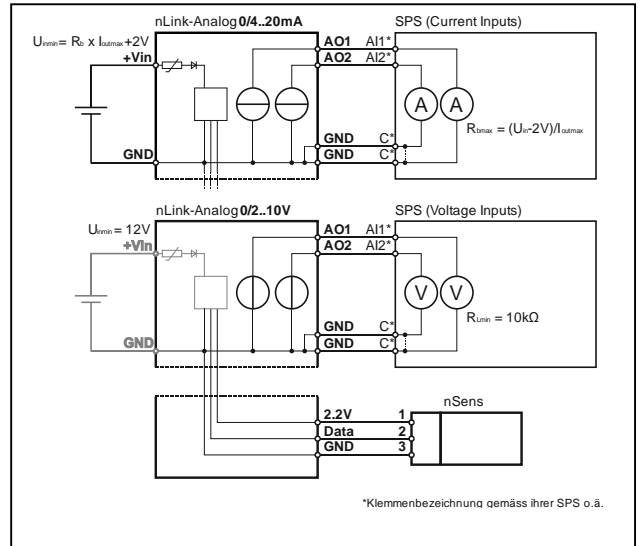
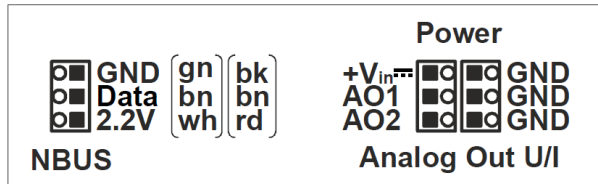
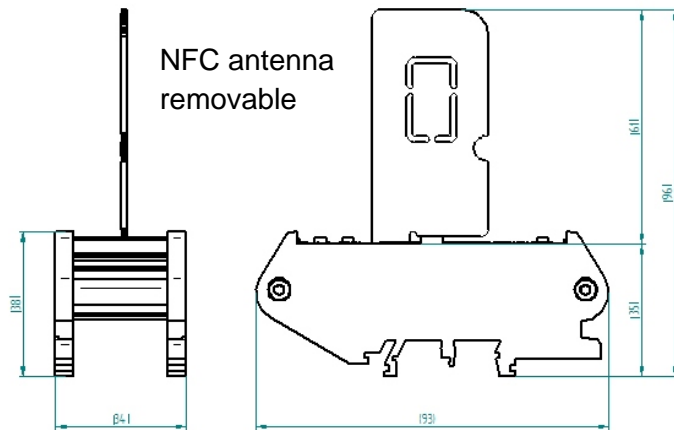
Cable specifications depend on the installation and have to be defined by the designer or installer. Heavy machinery and other instrumentation should not share the same power supply wiring. Use noise filters and surge protectors if required.

For EMC protection it is recommended to take the following measures:




- Wires emitting interference must be separated from measurement and analysis units
- Parallel guidance of measurement cables and electrical power cables must be avoided, use different channels with separation (see European Standard EN50170 for detailed information)

Produkt	nLink Analog Transmitter			novasina The Art of Precision Measurement
Dokument	Technical Specification			Novasina AG CH-8853 Lachen
Dokument Nr.	006207	Index	02	Seite Seite 2 von 2

Dimension & schematics



Sensor cables and Configuration set

nSens cable with end sleeves	nSens cable extensions	Configuration cable: nlink-USB&CA3
Connects nSens with Transmitters Quantadat and nLink Analog.	Extension cable between any connector and nSens. Also compatible with NovaZone Flex, Modbus, UMB.	Configuration cable for nLink-Analog to Android or Windows PC. Software available for download
		
260 1080 nSens-cable 5m 260 1079 nSens-cable 10m 260 1078 nSens-cable 30m 260 1225 nSens-cable 60m 260 1226 nSens-cable 100m	260 1136 nSens Extension 5m 260 1201 nSens Extension 2m	260 1818 nlink-USB-CA3 (complete set) Single items: 260 1755 CA-3 adapter 260 1075 nlink USB cable

Technical data subject to change without prior notice