

Quick Start Guide



HYDROMETTE® CH 17



EN



GANN MESS- U. REGELTECHNIK GMBH

70839 GERLINGEN

SCHILLERSTRASSE 63

INTERNET: <http://www.gann.de>

Verkauf National: TELEFON 07156-4907-0
Verkauf International TELEFON +49 7156-4907-0

TELEFAX 07156-4907-40
TELEFAX +49 7156-4907-48

EMAIL verkauf@gann.de
EMAIL sales@gann.de



Table of Contents

0.1	Publication Statement.....	2
0.2	WEEE Directive 2012/19/EU law on waste electrical and electronic equipment	2
0.3	General Notes.....	3
0.4	Safety Information.....	3
1	Specifications.....	4
1.1	Technical Data of the Hydromette	4
1.2	System requirements GANN Dialog Pro.....	4
1.3	Prohibited Environmental Conditions	5
1.4	Transport & Storage Conditions	5
1.5	Warranty conditions.....	5
2	Device layout and button assignment.....	6
3	First start-up of the Hydromette CH 17	8

0.1 Publication Statement

This publication replaces all previous versions. It may not be reproduced in any form or processed, duplicated or disseminated using electronic systems without the written permission of Gann Mess- u. Regeltechnik GmbH. Subject to technical and documentary changes. All rights reserved. This document has been prepared with due care. Gann Mess- u. Regeltechnik GmbH shall not accept any liability for errors or omissions.

GANN Mess- u. Regeltechnik GmbH, Gerlingen, Germany, 31/08/2018

0.2 WEEE Directive 2012/19/EU law on waste electrical and electronic equipment

- Disposal of packaging, battery and device must be performed in accordance with the legal requirements at a recycling centre.
- The device was manufactured after 01/09/2018.



0.3 General Notes

This Quick Start Guide should be read before using the Hydromette CH 17 for the first time! The operating instructions must also be carefully read and observed. The operating manual is available for download as a PDF file at www.gann.de and can also be accessed in the GANN Dialog Pro software.

Gann Mess- u. Regeltechnik GmbH accepts no liability for damage resulting from non-compliance with the operating instructions or from not taking proper care during transport, storage and handling of the device during operation, even if this duty of care is not specifically addressed in this operating manual.

0.4 Safety Information



WARNING: There is a risk of injury from the measuring pins of the electrodes for resistance-based moisture measurement. Before inserting the electrode pins into wooden panels or similar, use suitable methods to ensure that there are no electrical wires, water pipes or other supply lines at this point.



CAUTION: Accessories such as probes TF-IR BL and IR 40 BL use a laser in laser class 2 according to IEC 60825-1. People can be dazzled by the laser. The laser must never be directed at people or animals. Do not look directly into the laser beam and avoid reflections on reflective surfaces.

1 Specifications

1.1 Technical Data of the Hydromette

Display:	3.5" TFT display with capacitive touch
Display resolution:	0.1%
Response time:	< 2 s
Storage conditions:	+ 5 to + 40 °C - 10 to + 60 °C (short-term)
Operating conditions:	0 to + 50 °C - 10 to + 60 °C (short-term) < 85 % relative humidity, non-condensing
Power supply:	9 V (6 AA batteries)
Types that can be used:	Type LR6 and type HR6
Dimensions:	205 x 98 x 35 (L x W x H) mm
Weight:	approx. 600 g
Protection class:	III
Protection rating:	IP20
Power supply of the real-time clock:	CR2032 3 V lithium cell

1.2 System requirements GANN Dialog Pro

The system requirements for the PC software GANN Dialog Pro are the following:

- Operating system Windows 7 / Windows 8 / Windows 10
- 2 GB free hard disk space
- 4 GB RAM memory
- USB port
- Minimum screen resolution 1280 x 800 (1920 x 1080 is recommended)
- Internet connection for software downloads, updates and upgrades



1.3 Prohibited Environmental Conditions

- Condensation, air humidity continuously too high (> 85 % r.H.) and wetness
- Permanent presence of dust and combustible gases, vapours or solvents
- Ambient temperatures continuously too high (> +50 °C)
- Ambient temperatures continuously too low (< 0 °C)

1.4 Transport & Storage Conditions

The Hydromette CH 17 may only be stored in the packaging that is provided by us or available from us as accessory. We shall not accept any liability or warranty for damage that may occur to the device or the sensor system as a result of non-compliance. In particular, it is important to avoid storing the devices in foams not supplied by us as these could damage the sensors due to possible outgassing and falsify the measured values.

1.5 Warranty conditions

Gann Mess- u. Regeltechnik GmbH shall rectify material or manufacturing defects that occur within six months of purchase or one year of shipment from the factory, whichever period ends first. at no cost by repair or replacement of the defective parts at its discretion. Neither the replacement nor the repair of a part constitutes a new warranty or an extension of the original warranty term.

Batteries and other parts subject to wear such as cables or filter fabric are excluded from the warranty.

When claiming under the warranty, the device must be sent postage-free to Gann Mess- u. Regeltechnik GmbH or the supplier with details of the claim and accompanied by proof of purchase. The warranty is void if repair attempts or other manipulations have been carried out by the owner or third parties.

Gann Mess- u. Regeltechnik GmbH shall not accept any liability for damage or malfunctions caused by non-intended use or incorrect handling or storage of the device. Gann Mess- u. Regeltechnik GmbH shall not accept liability for damage, lost profit, lost usage or other consequential damage that arise from the use of the product or the inability to use it.

2 Device layout and button assignment



LED colours:

Red: Error or warning

Yellow: Device in standby or log mode

Green: Battery OK when starting the device

Blue: Data transfer

Figure 2-1: Front view of the Hydromette CH 17



Figure 2-2: Rear view of the Hydromette CH 17




Figure 2-3: End face of the Hydromette CH 17 with sensor connectors



Figure 2-4: Mini-USB port on underside of Hydromette CH 17




Figure 2-5: Battery compartment with micro SD card slot

3 First start-up of the Hydromette CH 17

Install the GANN Dialog Pro Software with the required device drivers before you connect the Hydromette CH 17 to your PC. Enter the following link in the browser address bar:

<http://download.ota.gann.de/dlg/>

Figure 3-1 displays the web page. Click on the "Install" button to download the GANN Dialog Pro software.



Figure 3-1: Web page that makes GANN Dialog Pro available for download.

Execute the downloaded "Setup.exe" file and install the software including the drivers.

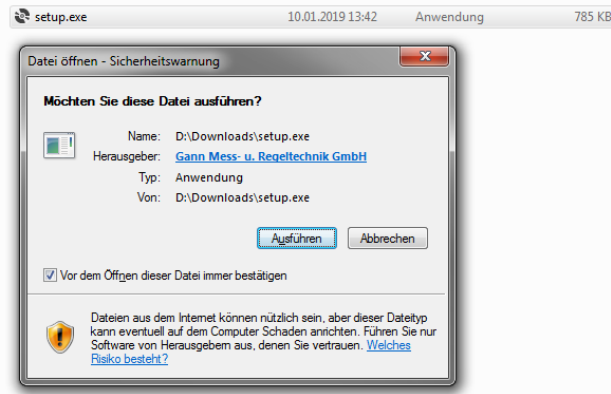


Figure 3-2: Start of the installation

Start GANN Dialog Pro after completion of the installation. The Hydromette CH 17 can now be connected to the PC via USB cable. Select and confirm the "USB data transfer" option on the device. The software detects the connected Hydromette and an information window (Figure 3-3) is displayed in the lower right corner of the screen.

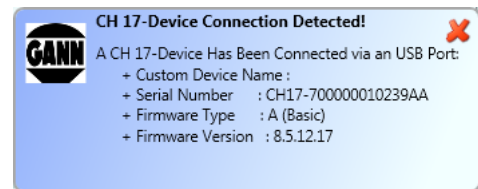


Figure 3-3: Device has been detected

If any new firmware is available for the device, the notification for this (Figure 3-4) is also displayed.

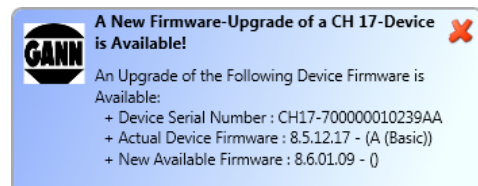


Figure 3-4: New firmware is available

The menu bar contains the submenu item "Check for Hydromette CH 17 Firmware Updates / Upgrades" under "Hydromette CH 17 Settings" which takes you to a list of known CH 17 devices. An entry of the connected Hydromette should be displayed here. Among other things, the device serial number, the installed firmware and the available firmware are listed here. You can install the latest software version by clicking on the Update / Upgrade buttons or unlock additional functions for a new licence.

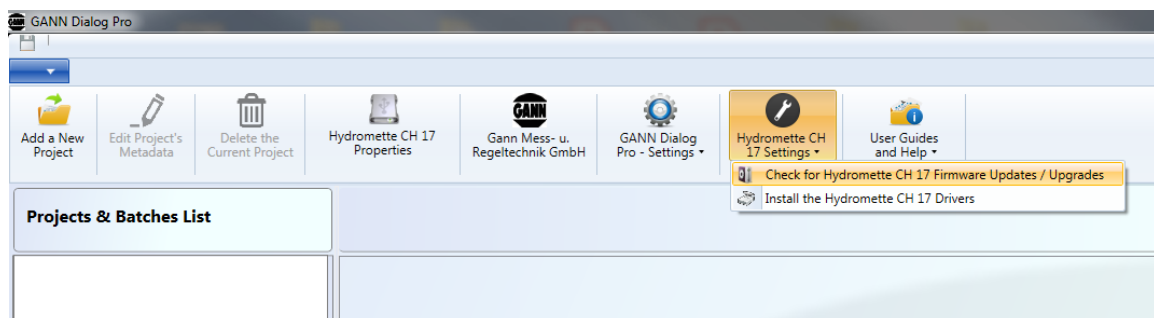


Figure 3-5: Opening the device list with display of the installed and available firmware versions

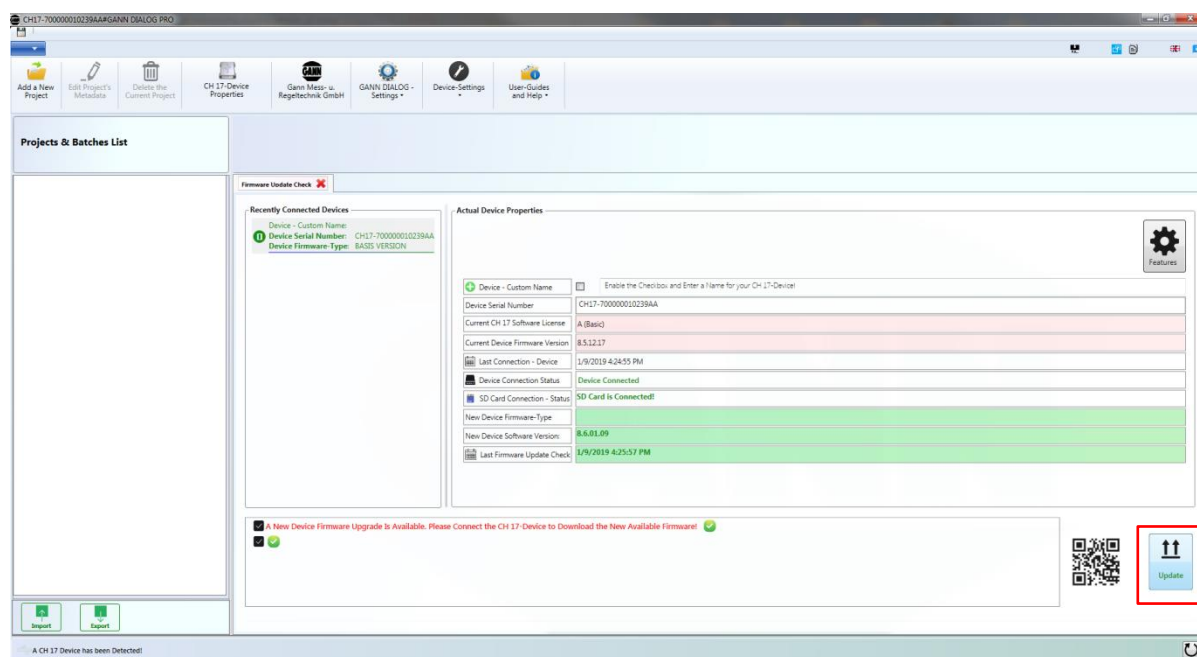


Figure 3-6: Start update of the device firmware



-Subject to technical changes-



GANN MESS- U. REGELTECHNIK GMBH

70839 GERLINGEN SCHILLERSTRASSE 63 INTERNET: <http://www.gann.de>

Verkauf National: TELEFON 0 71 56-49 07-0 TELEFAX 0 71 56-49 07-40 E-MAIL: verkauf@gann.de
Verkauf International: TELEFON + 49-71 56-49 07-0 TELEFAX + 49-71 56-49 07-48 E-MAIL: sales@gann.de