



## Product info sheet no. C 4.2

### Humidity / temperature sensors

Compact sensors in a high-grade steel housing

#### Description

MELA®-humidity/-temperature sensors in the VC and VR series are compact humidity or humidity/temperature sensors in a high-grade steel housing with a fixed connecting cable or with a sturdy connecting head.

All sensors in the series are equipped with a sintered high-grade steel filter type ZE13.

They have been specially developed for use in extreme conditions and are used to measure relative humidity or relative humidity and temperature in air and in other non-aggressive gases.

Their design also makes them ideally suited for performing equilibrium humidity measurements in bulk materials and in brickwork.

Use of capacitive humidity sensor elements is a guarantee of:

- high long-term stability
- almost linear characteristic curve
- good dynamic performance
- resistance to dew formation
- small hysteresis.

#### Technical data

##### Humidity

Measuring range ..... 0...100%rh  
Accuracy (MR 5...95%rh at 10...40°C) ..... ±2%rh  
at <10°C, >40°C ..... <0.1%/K additional  
Response time (at calm air) ..... < 20 s

##### Temperature

Measuring element (DIN EN 60751) ..... Pt 100 class B  
Measuring range ..... -30...+70°C  
Accuracy  
Output: 0...1V (-27...70°C) ..... ±0.2 K  
0...10V (-29...70°C) ..... ±0.2 K  
4...20mA ..... -0.2...+0.6 K  
at <10°C, >40°C ..... ±0.007 K/K additional

##### Other data

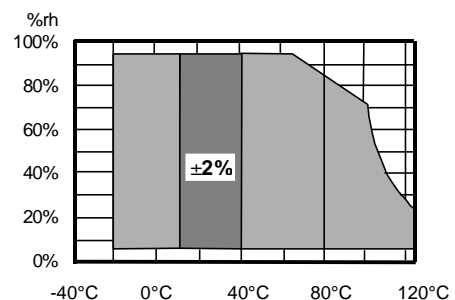
Ambient temperature ..... -40...+80°C  
Degree of protection sensor/elektronic ..... IP 40/IP 65  
Operating voltage:  
I-Output ..... 12...30V DC  
U-Output (0...10V) ..... 15...30V DC  
U-Output (0...1V) ..... 6...30V DC  
Load resistance (0...10V, 0...1V) ..... ≥10kΩ/≥2 kΩ  
Load (current-output) ..... acc. diagram  
Power consumption  
0...10V, 2 x 0...1V ..... <5 mA  
0...1V ..... <1 mA  
Minimum air speed (across the sensor)  
Output: 2 x 4...20mA ..... ≥1.5 m/s  
4...20 mA, 2 x 0...10 V ..... ≥1 m/s  
0...10V, 2 x 0...1V ..... ≥0.5 m/s  
Self-heating Pt 100 (1 m/s, 2mA, 20°C) ..... 0.1 K  
Electromagnetic compatibility  
Emitted interference ..... EN 55011 cl. B  
Noise immunity ..... EN 50082-2  
„subject to technical modifications“

#### Type versions

Measured variable	Analogue output	VC series 1.5m cable	VR series connecting head
<b>F</b> rel. humidity	4...20 mA	FVC 3/5	FVR 3/5
	0...10 V	FVC 2/5	FVR 2/5
	0...1 V	FVC 1/5	FVR 1/5
<b>C</b> r.h. + temp.	4...20 mA, Pt100	CVC 3/5	CVR 3/5
	0...10 V, Pt100	CVC 2/5	CVR 2/5
	0...1 V, Pt100	CVC 1/5	CVR 1/5
<b>K</b> r.h. + temp.	2 x 4...20 mA	KVC 3/5	KVR 3/5
	2 x 0...10 V	KVC 2/5	KVR 2/5
	2 x 0...1 V	KVC 1/5	KVR 1/5
approx. weight		150 g	130 g

Special versions available on request.

#### Tolerance validity range for humidity



**User instructions**

Install the MELA®-sensors at a place in the room, plant or equipment where characteristic levels of humidity occur. Avoid installing them close to heaters or walls or against outside walls.

**The specified minimum air speed and - with current output - the load according to the operating voltage (diagram) should be complied with in the case of the VC and VR series. Deviations may lead to additional measuring faults resulting of the self-heating of the sensor (clocked operation will help to avoid this).**

The sensor can be installed in any position. However, do avoid positions where water can enter. Dew formation and splashes do not damage the sensor, but can result in faulty measurements until all the moisture on and directly around the sensor element has dried up.

In order to maintain interference immunity in accordance with EN 80082-2 while in use, we recommend to use a shielded cable (**type recommended: 8x AWG 26 C UL, order no. 5339**) for connection of the VR sensors and have it fitted correctly into the sensor's EMC cable gland by a qualified electrician.

Dust does not cause any harm to the humidity sensor, however, it affects the dynamic performance.

If the sensor element is very dirty, the dirt can be blown off or the element can be rinsed carefully in distilled water. Never touch the highly sensitive sensor element.

The sintered protective cage should be in an absolutely dry condition when it is screwed on again in order to avoid measurement errors.

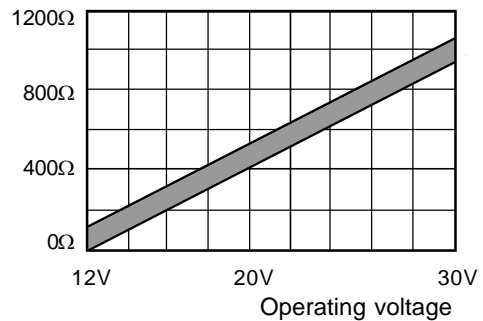
As a mounting support we recommend the **mounting plate type ZA 24** (stainless steel base plate with brass screw connections) or **ZA25** (stainless steel base plate with

stainless steel screw connections) (see product info sheet no. F 5.1). For easy function control at the place of installation, we recommend to use the **ZE 31/1-type humidity standard** with a **ZE 33-type auxiliary adapter** (product info sheet no. F 5.2).

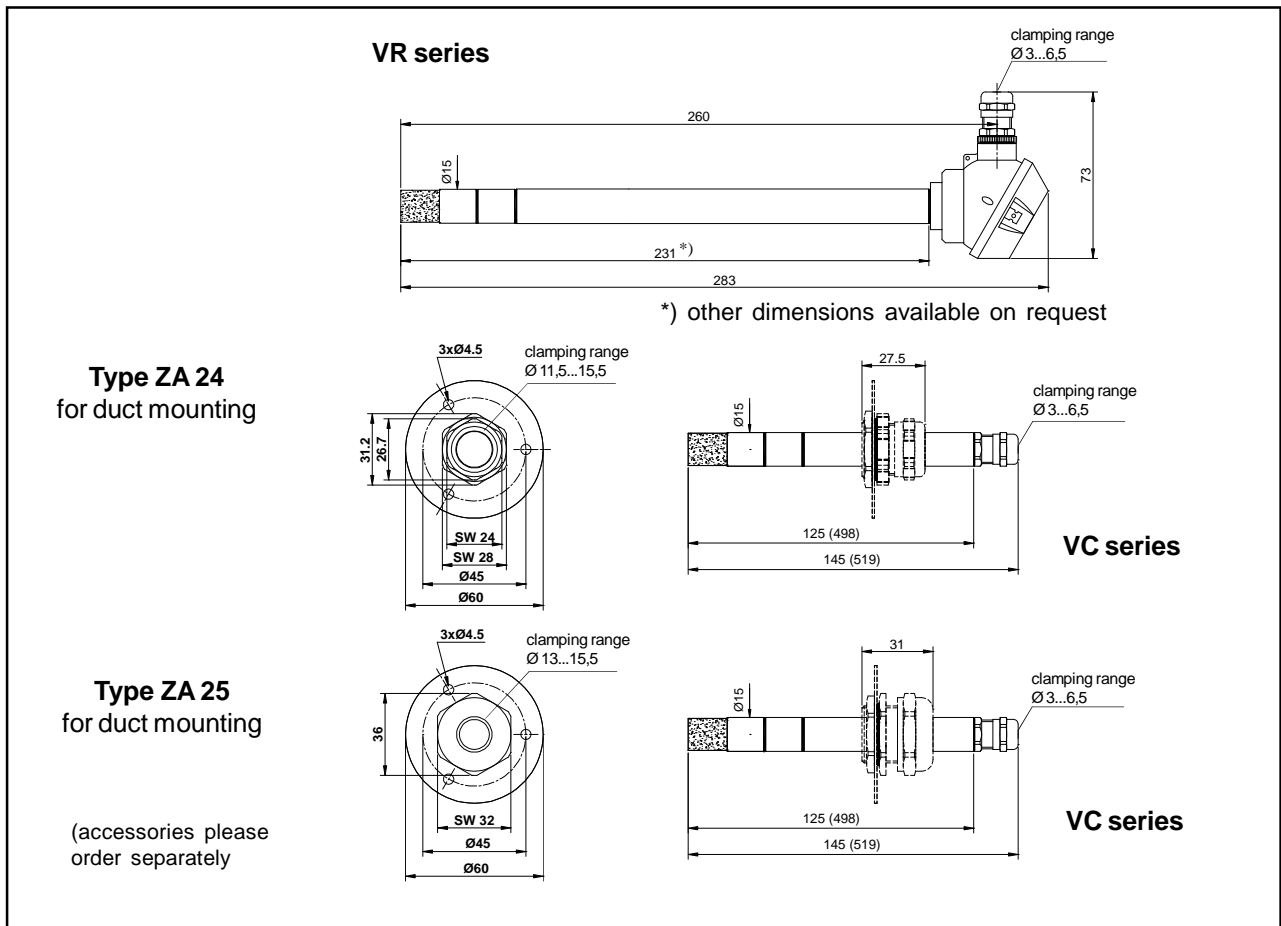
The humidity sensor can also be used for measuring the humidity of the material via the measurement of the equilibrium humidity. Therefore insert the sensor head far enough into the material to be measured (e.g. bulk material or brickwork) and seal it in order to eliminate any connection with the ambient humidity in the room. The relative humidity is measured, which is a measure of the moisture of the material, as equilibrium humidity via the sorption isotherms of the material

Please consult the **application instructions for the sensing elements** (product info sheet no. A 1) or check with the manufacturer for further information which you need to bear in mind when using humidity sensors with capacitive sensing elements.

**Load of current output:**



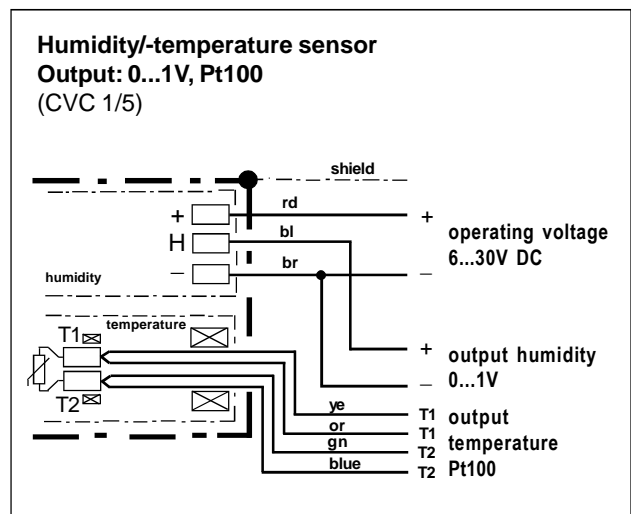
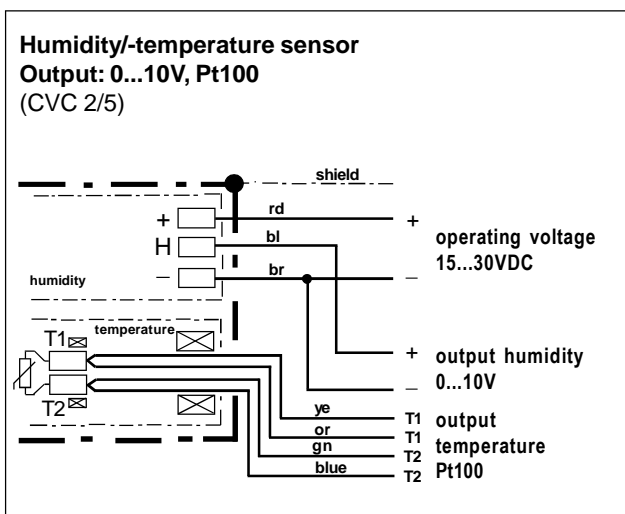
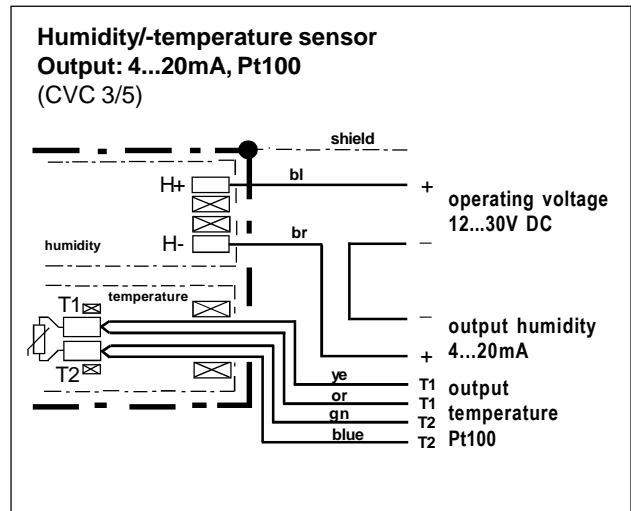
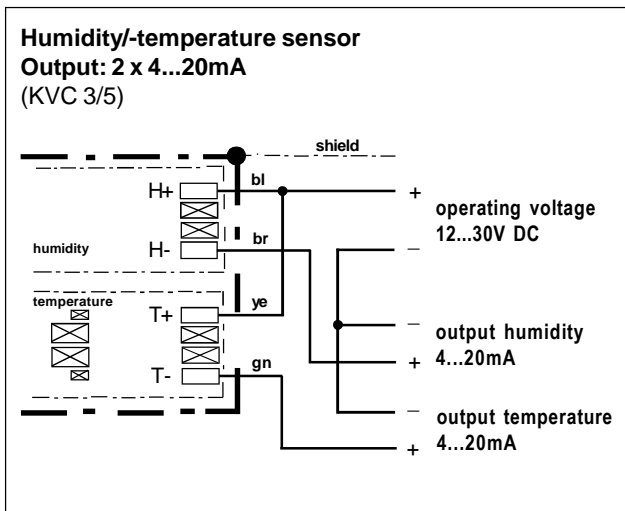
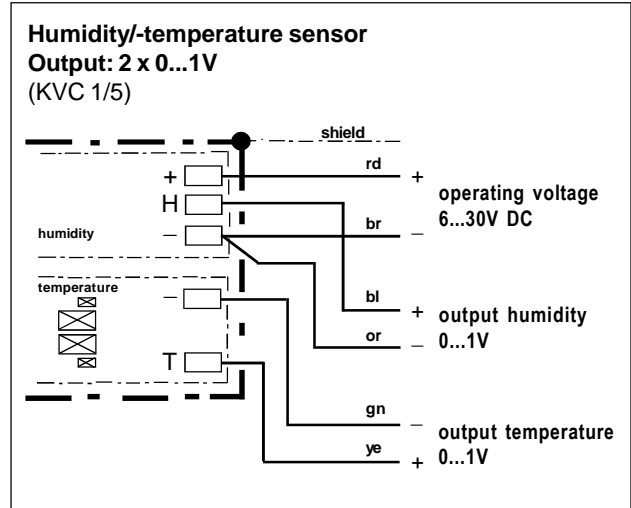
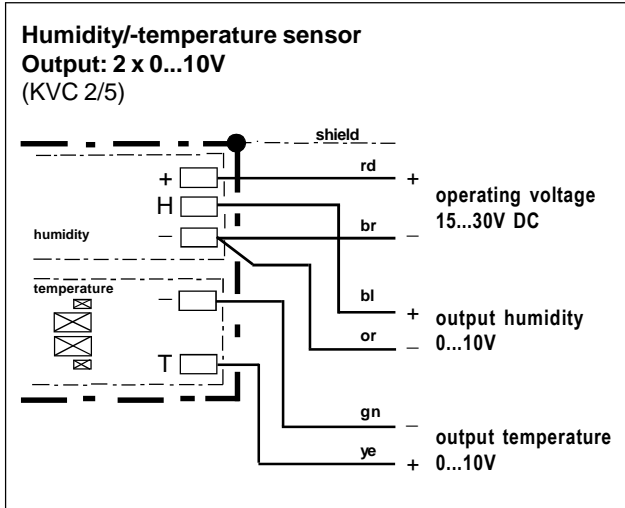
**Dimensions**



## Connection diagram

## Humidity/-temperature sensors

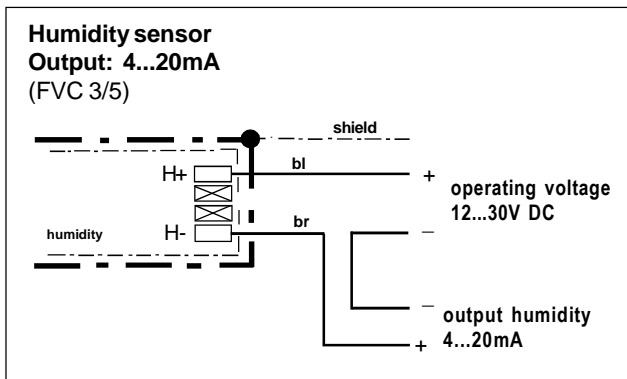
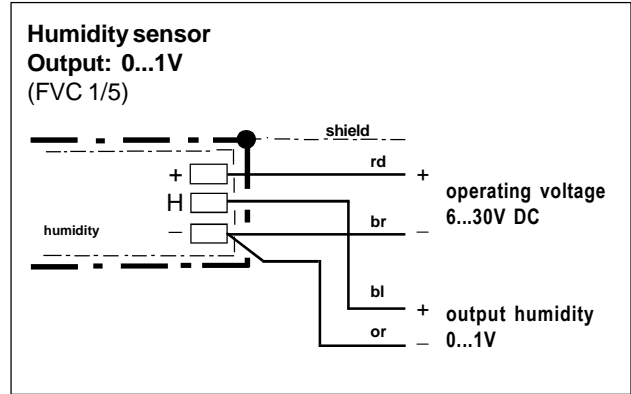
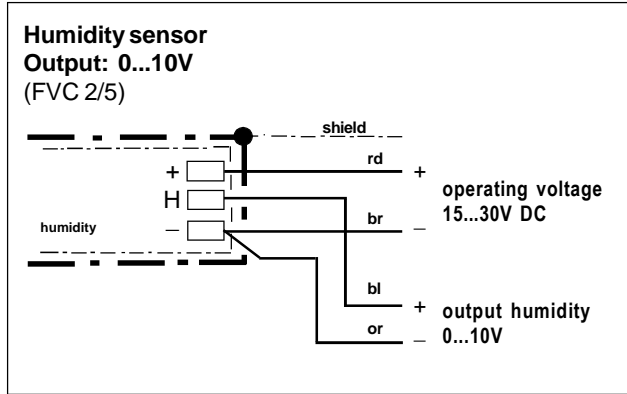
Compact sensors in a high-grade steel housing  
series VC



## Connection diagram

## Humidity/-temperature sensors

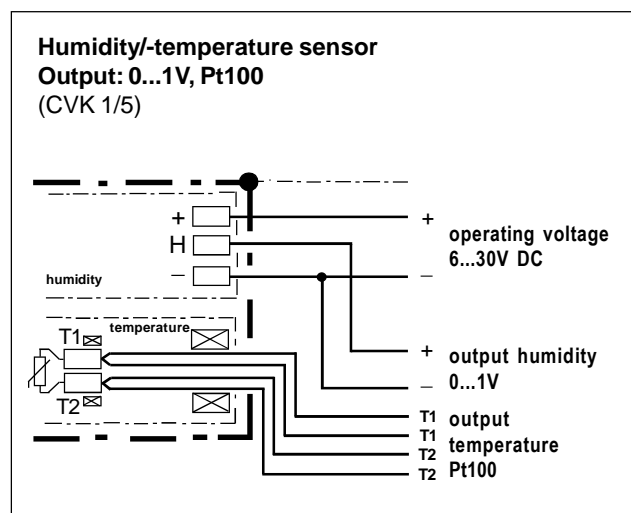
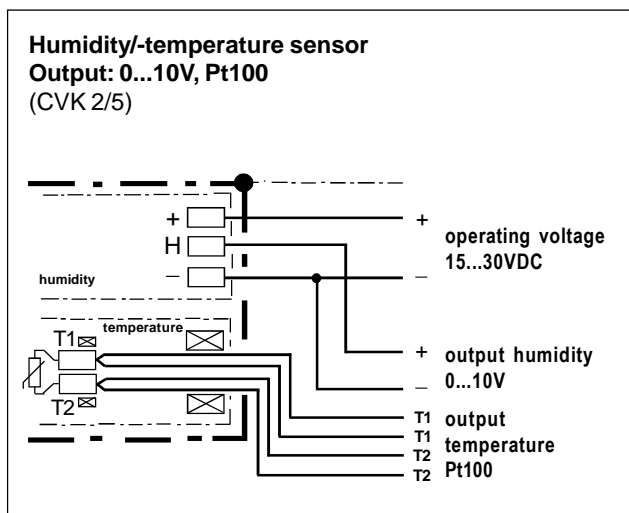
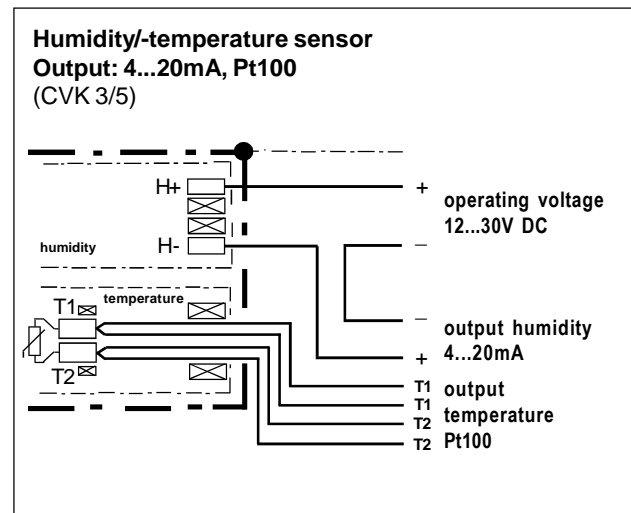
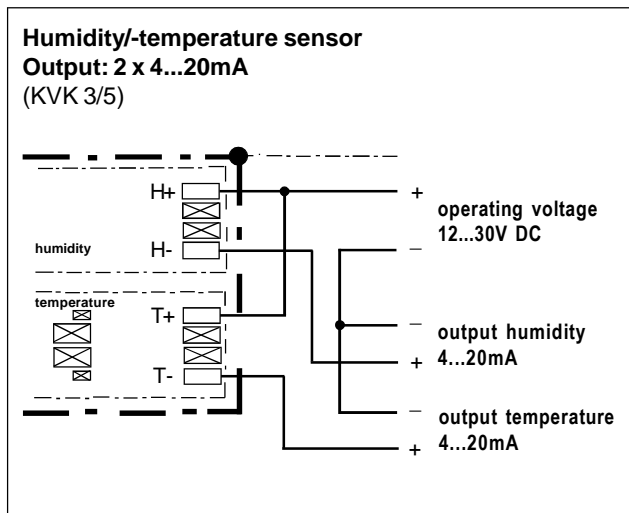
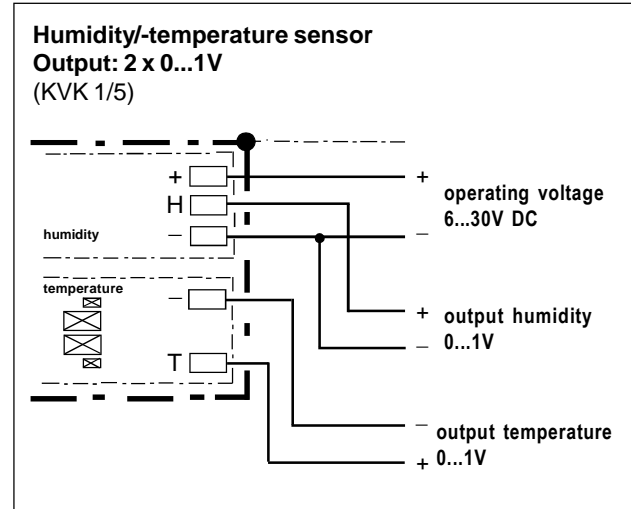
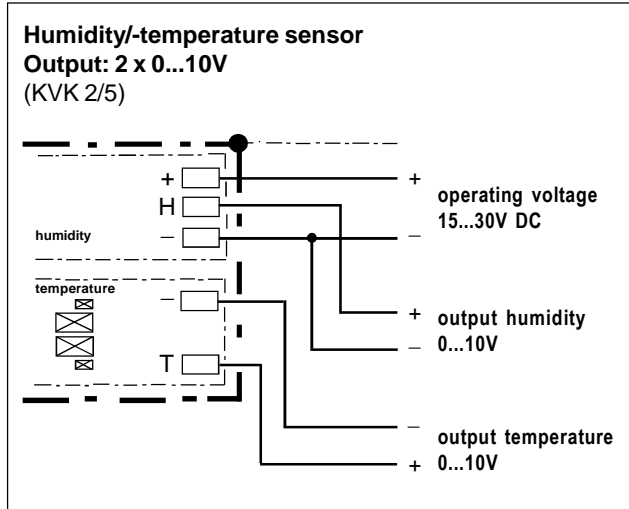
Compact sensors in a high-grade steel housing  
series VC



## Connection diagram

### Humidity/temperature sensors

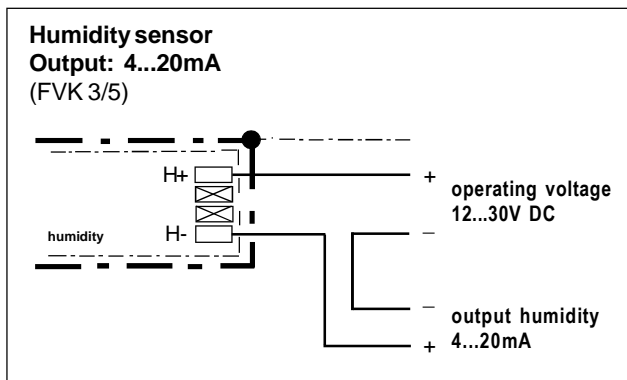
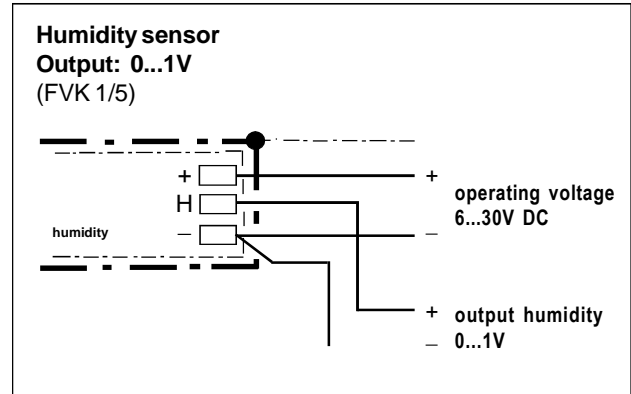
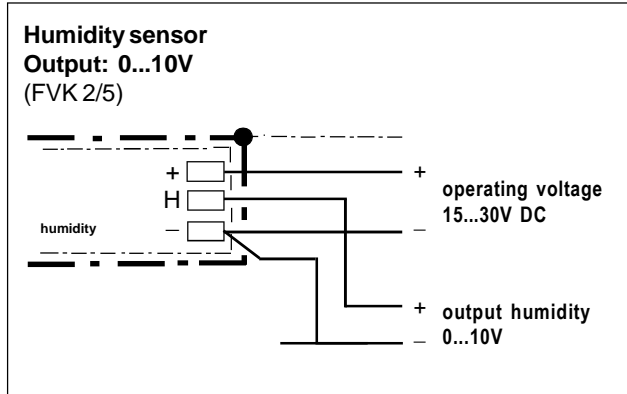
Compact sensors in a high-grade steel housing  
series VK



## Connection diagram

## Humidity/-temperature sensors

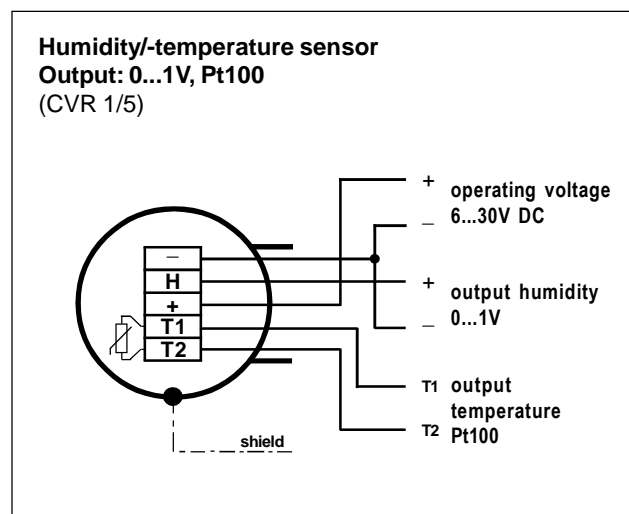
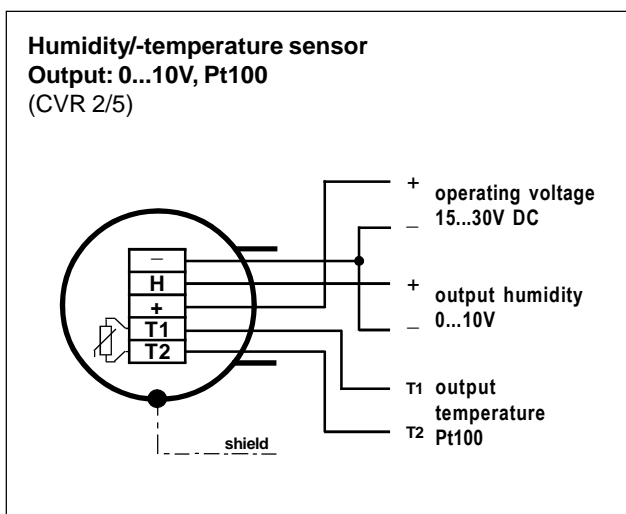
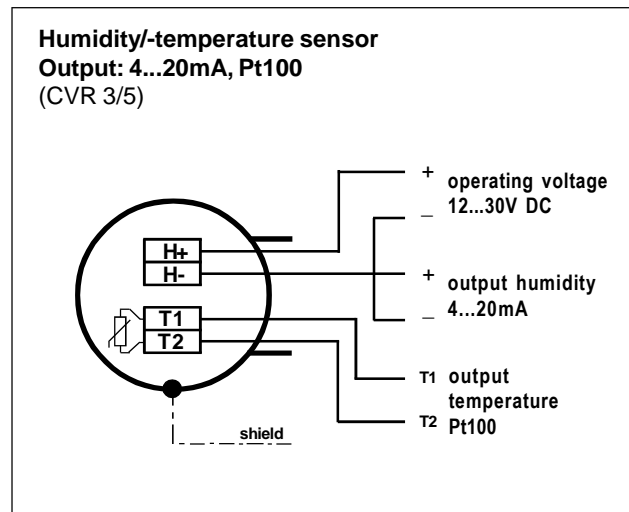
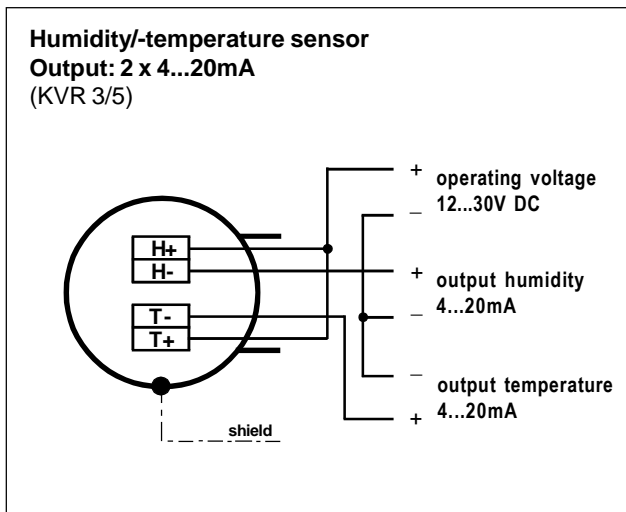
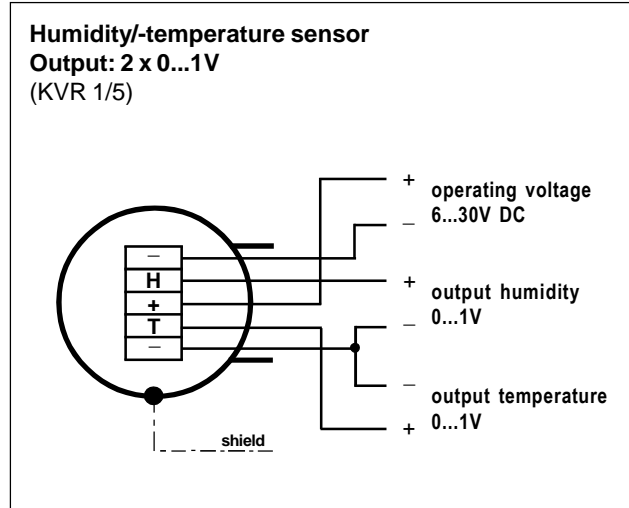
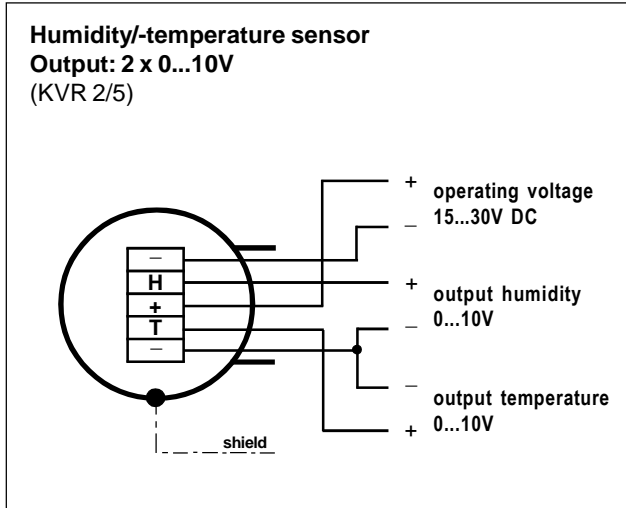
Compact sensors in a high-grade steel housing series VK



## Connection diagram

## Humidity/-temperature sensors

Compact sensors in a high-grade steel housing series VR



## Connection diagram

## Humidity/-temperature sensors

Compact sensors in a high-grade steel housing  
series VR

