



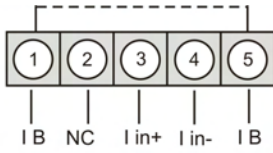
Digital panel meter 4-digit

M1 current loop

- red display of -1999...9999 digits
- minimal installation depth: 37 mm without plug-in terminal
- min-/max-value recording
- 10 adjustable setpoints
- display flashing at threshold exceedance / undershooting
- tara- / offset value calibration
- zero point tranquilization
- programming interlock via access code
- protection class IP65 at the front
- plug-in terminal
- accessories: PC-based configuration software

Digital panel meter

- current loop device, direct current

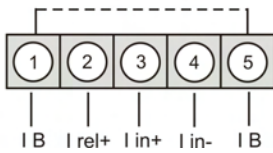
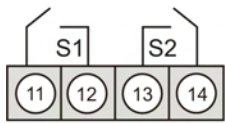


ORDER NUMBER
(without options)

EUR

M1-3SR4B.0001.K70AD

135,00



M1-3SR4B.0001.K72AD

155,00

Product key options:

EUR

M	1-	3	S	R	4	B.	0	0	0	1.	K	7	0	A	D
M	1-	3	S	R	4	B.	0	0	0	1.	K	7	2	A	D

1 Without keypad, operation on the back

on demand

• Accessories

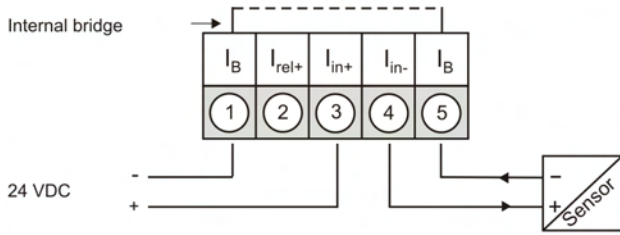
Parametrisation software
Incl. USB-cable and device adapter
Programming is made via an interface on the back

PM-TOOL-MUSB6

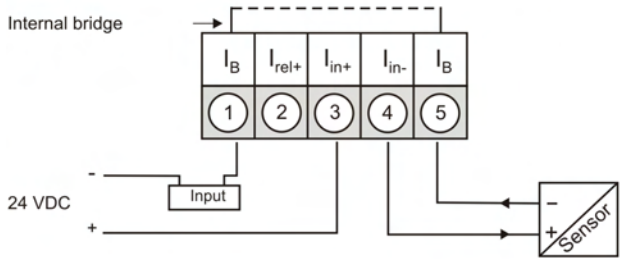
89,00

Connection pictures

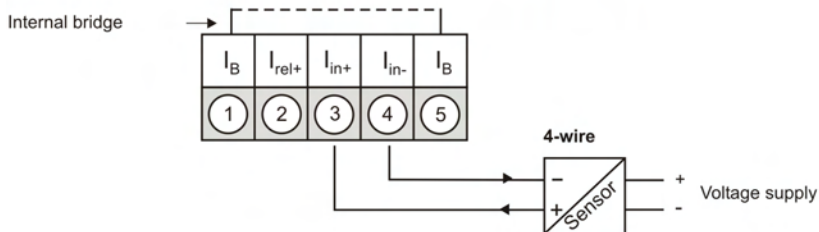
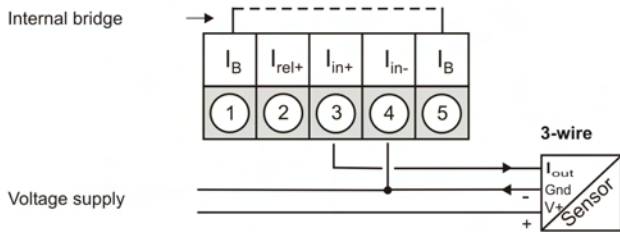
Current loop device in combination with a transmitter in current loop technique:



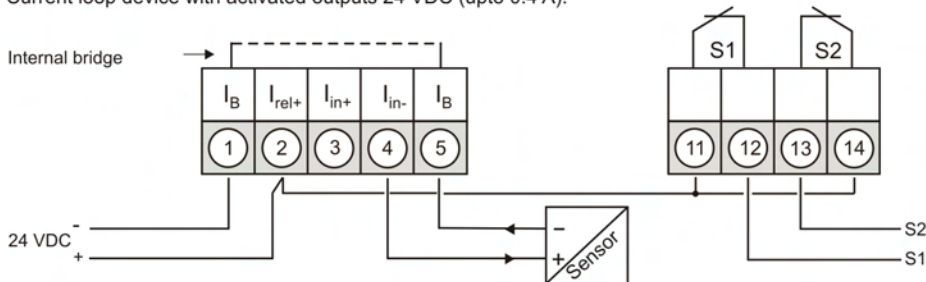
Current loop device in combination with another measuring input with low burden:



Current loop device in combination with a 3-/4-wire sensor:



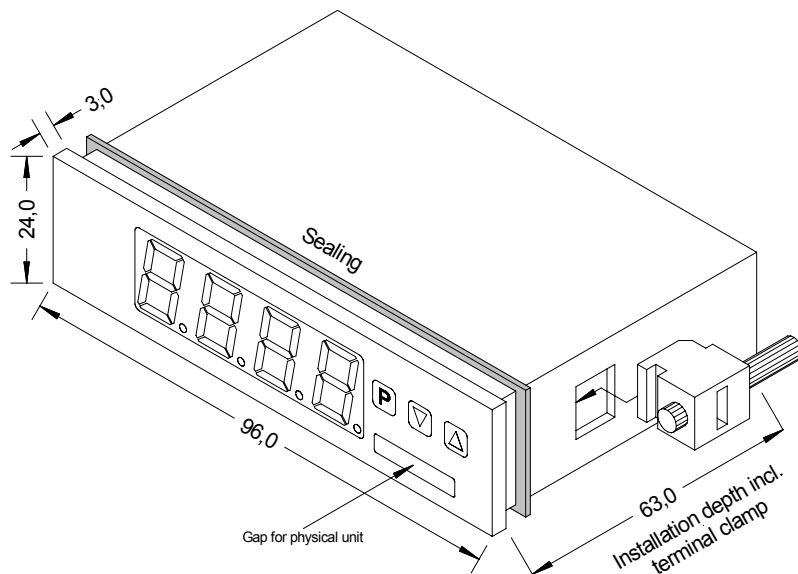
Current loop device with activated outputs 24 VDC (upto 0.4 A):



Technical data

Dimensions	Housing	B96 x H24 x D 37 mm, (incl. plug-in terminal D= 63 mm)
	Panel cut-out	92.0 ^{+0.8} x 22.2 ^{+0.3} mm
	Fixing	screw elements for insulation thickness up to 3 mm
	Housing material	PC Polycarbonat, black
	Sealing material	EPDM, 65 Shore, black
	Protection class	front IP65 standard rear side IP00
	Weight	approx. 50 g
	Connection	plug-in terminal; line cross section up to 2.5 mm ²
Display	Digit height	14 mm
	Segment colour	red
	Display range	-1999 to 9999
	Setpoints	optical display flashing
	Overflow	horizontal bars at the top
	Underflow	horizontal bars at the bottom
	Display time	0.1 to 10.0 seconds
Measuring input	Input	min. 3.5...max. 21 mA
	Measuring range	4-20 mA
	Measuring fault	0.3% of measuring range, ± 1 digit
	Fail of voltage	approx. 5.1 V without switching outputs approx. 8.0 V with switching outputs
		Measuring range / measuring fault at measuring time = 1 second
	Temperature drift	100 ppm/K
	Measuring time	0.1...10.0 seconds
	Measuring principle	successive approximation
	Resolution	12 Bit-converter 14 Bit (noiseless by oversampling at 1 s measuring time)
Output	Setpoints	potentialfree PhotoMOS-outputs max. switching voltage 30 VDC/AC max. steady current 0,4 A Electric strength AC: 400 V permanent, 1800 V for 1 minute
Memory		Flash-memory (independent of supply)
	Data life	≥ 100 years
Ambient conditions	Working temperature	0 to + 60 °C
	Storing temperature	-20 to + 80 °C
	Climatic density	relative humidity 0-80% on years average without dew
CE-sign	Conformity to directive 200/108/EG	
EMV	EN 61326	
Safety standard	EN 61010	

Housing:



Ordering code

	M	1-3	S	R	4	B.	0	0	0	1.	K	7	0	A	D		
Basic type M-Line																	Dimension
																	<input type="checkbox"/> D physical unit (free choice)
Installation depth																	Version
63 mm																	<input type="checkbox"/> A A
incl. plug-in terminal																	
Housing size																	Setpoints
96 x 24 x 37 mm																	<input type="checkbox"/> 0 without
without plug-in terminal																	<input type="checkbox"/> 2 PhotoMOS-outputs
Display type																	Protection
Current loop																	<input type="checkbox"/> 1 without keypad, operation on the back
Display colour																	<input type="checkbox"/> 7 IP65 / plug-in terminal
Red																	
Number of digits																	Supply voltage
4-digit																	<input type="checkbox"/> K via current loop
Digit height																	Measuring input
14 mm																	<input type="checkbox"/> 1 Direct current 4-20 mA
Interface																	Analog output
without																	<input type="checkbox"/> 0 without
																	Sensor supply
																	<input type="checkbox"/> 0 without